

# JATO Dynamics New Car Registrations Europe-25\*

Group	Make	Model	Nov-21	vs Nov-20	YTD-21	vs YTD-20
BMW Group	BMW	I3	2,076	-20%	21,440	6%
BMW Group	BMW	I4	260	new	366	new
BMW Group	BMW	I8	-	-100%	50	-91%
BMW Group	BMW	IX	1,378	new	2,204	new
BMW Group	BMW	SERIES 1	6,101	-42%	91,849	-3%
BMW Group	BMW	SERIES 2	2,029	-29%	32,974	14%
BMW Group	BMW	SERIES 2 ACTIVE/GRAN TOURER	1,487	-41%	16,506	-40%
BMW Group	BMW	SERIES 3	5,332	-56%	109,610	4%
BMW Group	BMW	SERIES 4	2,921	107%	27,326	68%
BMW Group	BMW	SERIES 5	4,041	-17%	48,231	-10%
BMW Group	BMW	SERIES 6	80	-40%	1,196	-34%
BMW Group	BMW	SERIES 7	509	6%	4,956	-14%
BMW Group	BMW	SERIES 8 Sedan	162	-27%	3,144	-13%
BMW Group	BMW	SERIES 8 Sport	157	-22%	2,428	-28%
BMW Group	BMW	X1	7,986	-19%	79,622	4%
BMW Group	BMW	X2	2,265	-31%	25,160	-11%
BMW Group	BMW	X3	7,975	55%	75,777	40%
BMW Group	BMW	X4	1,112	-9%	13,849	-10%
BMW Group	BMW	X5	3,460	-14%	42,916	20%
BMW Group	BMW	X6	781	-9%	9,694	2%
BMW Group	BMW	X7	397	-10%	5,002	-2%
BMW Group	BMW	Z4	352	-16%	7,526	-4%
BMW Group	MINI	CLUBMAN	977	-25%	12,412	-19%
BMW Group	MINI	COUNTRYMAN	3,823	-10%	40,484	4%
BMW Group	MINI	MINI	10,476	12%	101,764	2%
BMW Group	ROLLS-ROYCE	CULLINAN	23	-12%	237	-2%
BMW Group	ROLLS-ROYCE	DAWN	1	-75%	60	-29%
BMW Group	ROLLS-ROYCE	GHOST	18	800%	172	126%
BMW Group	ROLLS-ROYCE	PHANTOM	3	-57%	42	-5%
BMW Group	ROLLS-ROYCE	WRAITH	2	-67%	57	-15%
Chinese	AIWAYS	U5	165	83%	1,150	945%
Chinese	BORGWARD	BX7	-	new	108	new
Chinese	BYD	TANG	402	new	865	new
Chinese	DFSK	FENGGUANG580/580	18	64%	109	38%
Chinese	DFSK	IX5	20	43%	159	288%
Chinese	DFSK	SERES 3	17	new	120	new
Chinese	DR AUTOMOBILES	DR3	196	292%	1,453	153%
Chinese	DR AUTOMOBILES	DR4/EVO 4	349	571%	1,301	74%
Chinese	DR AUTOMOBILES	DR5/EVO 5	262	90%	2,598	179%
Chinese	DR AUTOMOBILES	DR6/EVO 6	3	-94%	433	-30%
Chinese	DR AUTOMOBILES	EVO 3	195	new	586	new
Chinese	DR AUTOMOBILES	F35	121	-5%	1,181	323%
Chinese	HAVAL	H2	31	11%	738	123%
Chinese	JAC	IEV 7S	13	86%	81	7%
Chinese	MAXUS	EUNIQ 5/G50	29	53%	343	new
Chinese	MG	MARVEL R	289	new	608	new
Chinese	MG	MG HS	2,518	887%	15,094	422%
Chinese	MG	MG ZS	3,101	99%	26,297	44%
Chinese	MG	MG3	247	752%	1,966	-18%
Chinese	MG	MG5	601	new	4,698	new
Chinese	NIO	ES8	92	new	133	new
Chinese	XPENG	G3	70	new	406	new

Group	Make	Model	Nov-21	vs Nov-20	YTD-21	vs YTD-20
Chinese	XPENG	P7	32	new	37	new
Daimler	MERCEDES	A-CLASS	9,043	-36%	106,464	-25%
Daimler	MERCEDES	AMG GT 5d	107	-14%	1,272	-39%
Daimler	MERCEDES	AMG GT Sport	74	76%	834	-36%
Daimler	MERCEDES	B-CLASS	2,011	-44%	23,776	-41%
Daimler	MERCEDES	C-CLASS	3,707	-36%	47,835	-35%
Daimler	MERCEDES	CITAN	370	114%	603	-82%
Daimler	MERCEDES	CLA	4,190	-29%	49,888	-18%
Daimler	MERCEDES	CLS	289	18%	1,797	-50%
Daimler	MERCEDES	E-CLASS	4,753	-27%	48,534	-21%
Daimler	MERCEDES	EQC	1,180	-48%	14,359	26%
Daimler	MERCEDES	EQS	234	new	759	new
Daimler	MERCEDES	G-CLASS	382	75%	6,939	13%
Daimler	MERCEDES	GLA/EQA	7,172	5%	66,037	38%
Daimler	MERCEDES	GLB/EQB	1,636	-66%	32,397	41%
Daimler	MERCEDES	GLC	5,252	-17%	46,438	-27%
Daimler	MERCEDES	GLC COUPE	2,740	6%	20,795	-14%
Daimler	MERCEDES	GLE	2,593	-39%	35,418	2%
Daimler	MERCEDES	GLE COUPE	761	0%	10,898	185%
Daimler	MERCEDES	GLS	229	-52%	4,478	0%
Daimler	MERCEDES	MARCO POLO	272	-11%	3,993	-1%
Daimler	MERCEDES	S-CLASS Sedan	758	112%	10,414	116%
Daimler	MERCEDES	S-CLASS Sport	11	-42%	164	-76%
Daimler	MERCEDES	SL	1	-92%	60	-88%
Daimler	MERCEDES	SLC	2	-88%	235	-88%
Daimler	MERCEDES	SPRINTER	698	-1%	8,468	-1%
Daimler	MERCEDES	V-CLASS	1,845	-33%	21,760	-7%
Daimler	MERCEDES	VITO	713	-37%	11,764	-4%
Daimler	SMART	FORFOUR	1,215	23%	8,324	36%
Daimler	SMART	FORTWO	2,747	-19%	25,492	57%
Ford	FORD	ECOSPORT	4,361	152%	28,727	-37%
Ford	FORD	EDGE	-	-100%	122	-96%
Ford	FORD	EXPLORER	366	-2%	4,207	88%
Ford	FORD	FIESTA	720	-94%	78,820	-44%
Ford	FORD	FOCUS	8,702	-42%	85,881	-45%
Ford	FORD	GALAXY	135	-82%	4,522	-37%
Ford	FORD	GRAND TOURNEO CONNECT	87	-76%	2,620	-42%
Ford	FORD	KUGA	7,542	4%	97,610	41%
Ford	FORD	MACH-E	2,691	new	19,435	new
Ford	FORD	MONDEO	825	-49%	11,626	-38%
Ford	FORD	MUSTANG	346	-21%	3,463	-46%
Ford	FORD	PUMA	3,389	-72%	121,349	17%
Ford	FORD	S-MAX	314	-70%	6,903	-42%
Ford	FORD	TOURNEO CONNECT	194	-11%	3,027	2%
Ford	FORD	TOURNEO COURIER	42	-93%	2,289	-53%
Ford	FORD	TOURNEO CUSTOM	1,336	-13%	14,830	20%
Ford	FORD	TRANSIT	603	-7%	6,266	-16%
Ford	FORD	TRANSIT CONNECT	29	-53%	516	-42%
Ford	FORD	TRANSIT CUSTOM	820	10%	8,638	19%
Ford	FORD	TRANSIT/TOURNEO CUSTOM	807	42%	6,638	-21%
Geely	LOTUS	ELISE	15	-32%	306	13%
Geely	LOTUS	EVORA	3	50%	38	6%

\*Austria, Belgium, Croatia, Czechia, Denmark, Estonia, France, Germany, Hungary, Ireland, Italy, Latvia, Lithuania, Luxembourg, Netherlands, Norway, Poland, Portugal, Romania, Slovakia, Slovenia, Spain, Sweden, Switzerland, United Kingdom

# JATO Dynamics New Car Registrations Europe-25\*

Group	Make	Model	Nov-21	vs Nov-20	YTD-21	vs YTD-20
Geely	LOTUS	EXIGE	15	-32%	237	22%
Geely	LYNK & CO	01	1,632	new	5,789	new
Geely	POLESTAR	01	2	-60%	58	-30%
Geely	POLESTAR	02	2,516	88%	15,888	139%
Geely	VOLVO	C40	175	new	179	new
Geely	VOLVO	S60/V60	3,312	-24%	40,866	-17%
Geely	VOLVO	S90/V90	1,024	-25%	13,839	-31%
Geely	VOLVO	V40	2	-83%	33	-98%
Geely	VOLVO	XC40	8,598	-24%	106,800	16%
Geely	VOLVO	XC60	5,379	-12%	64,836	8%
Geely	VOLVO	XC90	2,258	-6%	25,684	20%
GM	CADILLAC	ESCALADE	16	700%	68	278%
GM	CADILLAC	XT4	21	-16%	365	470%
GM	CHEVROLET	CAMARO	13	18%	250	127%
GM	CHEVROLET	CORVETTE	92	new	182	new
GM	CHEVROLET	SUBURBAN	1	0%	21	600%
GM	CHEVROLET	TAHOE	1	0%	25	733%
Honda	HONDA	CIVIC	576	-25%	12,206	-21%
Honda	HONDA	CR-V	1,215	-13%	15,532	-10%
Honda	HONDA	HONDA E	396	-31%	3,079	16%
Honda	HONDA	HR-V	220	-72%	3,759	-71%
Honda	HONDA	JAZZ	2,007	14%	27,963	21%
Hyundai-Kia	GENESIS	G70	29	new	90	new
Hyundai-Kia	GENESIS	G80	8	new	101	new
Hyundai-Kia	GENESIS	GV70	26	new	107	new
Hyundai-Kia	GENESIS	GV80	16	433%	143	new
Hyundai-Kia	HYUNDAI	BAYON	2,581	new	12,750	new
Hyundai-Kia	HYUNDAI	ELANTRA	283	new	1,714	new
Hyundai-Kia	HYUNDAI	I10	4,063	-4%	51,691	16%
Hyundai-Kia	HYUNDAI	I20	5,073	30%	55,289	-3%
Hyundai-Kia	HYUNDAI	I30	5,544	48%	51,531	15%
Hyundai-Kia	HYUNDAI	IONIQ	1,745	10%	21,531	-8%
Hyundai-Kia	HYUNDAI	IONIQ 5	3,960	new	16,521	new
Hyundai-Kia	HYUNDAI	KONA	8,103	-28%	97,912	-10%
Hyundai-Kia	HYUNDAI	NEXO	21	-22%	185	-52%
Hyundai-Kia	HYUNDAI	SANTA FE	912	87%	9,932	65%
Hyundai-Kia	HYUNDAI	STARIA	36	new	380	new
Hyundai-Kia	HYUNDAI	TUCSON	12,408	104%	136,490	70%
Hyundai-Kia	KIA	CEED	6,566	42%	64,963	32%
Hyundai-Kia	KIA	EV6	2,610	new	4,797	new
Hyundai-Kia	KIA	NIRO	7,268	6%	81,907	17%
Hyundai-Kia	KIA	OPTIMA	3	-99%	281	-95%
Hyundai-Kia	KIA	PICANTO	4,322	10%	56,329	26%
Hyundai-Kia	KIA	PROCEED	910	-14%	12,325	-10%
Hyundai-Kia	KIA	RIO	2,494	9%	31,335	8%
Hyundai-Kia	KIA	SORENTO	1,106	16%	15,793	168%
Hyundai-Kia	KIA	SOUL	525	-11%	7,293	0%
Hyundai-Kia	KIA	SPORTAGE	5,296	40%	83,159	31%
Hyundai-Kia	KIA	STINGER	30	-41%	1,076	-15%
Hyundai-Kia	KIA	STONIC	4,203	38%	51,271	8%
Hyundai-Kia	KIA	XCEED	4,750	30%	43,442	9%
Mahindra	MAHINDRA	KUV100	46	-45%	811	-26%

Group	Make	Model	Nov-21	vs Nov-20	YTD-21	vs YTD-20
Mahindra	MAHINDRA	XUV500	4	-	24	-
Mahindra	SSANGYONG	KORANDO	376	6%	5,516	21%
Mahindra	SSANGYONG	REXTON	67	272%	888	185%
Mahindra	SSANGYONG	TIVOLI/XLV	282	4%	4,144	11%
Mazda	MAZDA	CX-3	560	-39%	12,142	216%
Mazda	MAZDA	CX-30	4,247	2%	45,964	2%
Mazda	MAZDA	CX-5	954	-63%	27,370	-4%
Mazda	MAZDA	MAZDA2	707	-42%	16,361	11%
Mazda	MAZDA	MAZDA3	1,745	-8%	20,646	-13%
Mazda	MAZDA	MAZDA6	202	-58%	4,555	-26%
Mazda	MAZDA	MX-30	1,406	-47%	10,614	67%
Mazda	MAZDA	MX-5	215	-34%	6,571	50%
Others	ASTON MARTIN	DB11	21	-32%	324	-35%
Others	ASTON MARTIN	DBS	20	0%	279	-21%
Others	ASTON MARTIN	DBX	34	-48%	627	171%
Others	ASTON MARTIN	VANTAGE	31	11%	585	106%
Others	E-GO	LIFE	33	27%	98	-81%
Others	FERRARI	488	1	-98%	149	-87%
Others	FERRARI	812	40	-38%	796	-15%
Others	FERRARI	F8	80	-5%	1,760	155%
Others	FERRARI	GTC4	1	-86%	40	-70%
Others	FERRARI	MONZA	8	-60%	172	32%
Others	FERRARI	PORTOFINO	28	100%	223	-73%
Others	FERRARI	ROMA	107	37%	1,007	907%
Others	FERRARI	SF90	49	345%	630	new
Others	MCLAREN	500/600 SERIES	4	-73%	101	-65%
Others	MCLAREN	700 SERIES	15	-12%	303	50%
Others	MCLAREN	GT	7	75%	127	25%
Renault-Nissan	ALPINE	A110	262	100%	2,033	88%
Renault-Nissan	DACIA	DOKKER	3	-100%	3,261	-88%
Renault-Nissan	DACIA	DUSTER	12,351	3%	129,196	3%
Renault-Nissan	DACIA	LOGDY	1,482	-23%	16,410	-7%
Renault-Nissan	DACIA	LOGAN	1,190	-61%	13,563	-63%
Renault-Nissan	DACIA	SANDERO	16,263	6%	177,953	18%
Renault-Nissan	DACIA	SPRING	5,897	new	19,383	new
Renault-Nissan	LADA	4X4/NIVA/TAIGA	172	213%	1,575	26%
Renault-Nissan	MITSUBISHI	ASX	203	-79%	5,798	-64%
Renault-Nissan	MITSUBISHI	ECLIPSE CROSS	1,596	97%	12,745	2%
Renault-Nissan	MITSUBISHI	OUTLANDER	784	-67%	13,174	-57%
Renault-Nissan	MITSUBISHI	SHOGUN SPORT	-	-100%	1,138	198%
Renault-Nissan	MITSUBISHI	SPACE STAR/MIRAGE/ATTRAGE	3,097	41%	32,587	-4%
Renault-Nissan	NISSAN	EVALIA/NV200	41	-72%	1,115	-29%
Renault-Nissan	NISSAN	GT-R	6	-45%	195	-25%
Renault-Nissan	NISSAN	JUKE	3,733	-17%	54,463	6%
Renault-Nissan	NISSAN	LEAF	3,540	23%	28,238	10%
Renault-Nissan	NISSAN	MICRA	2,384	2%	32,034	-8%
Renault-Nissan	NISSAN	NV300	62	-33%	891	-18%
Renault-Nissan	NISSAN	QASHQAI	7,905	-28%	93,064	-21%
Renault-Nissan	NISSAN	X-TRAIL	365	-69%	8,877	-48%
Renault-Nissan	RENAULT	ARKANA	5,649	new	33,635	new
Renault-Nissan	RENAULT	CAPTUR	8,932	-43%	144,304	-9%
Renault-Nissan	RENAULT	CLIO	16,353	-13%	175,563	-21%

# JATO Dynamics New Car Registrations Europe-25\*

Group	Make	Model	Nov-21	vs Nov-20	YTD-21	vs YTD-20
Renault-Nissan	RENAULT	ESPACE	209	-69%	2,596	-33%
Renault-Nissan	RENAULT	KADJAR	1,565	-67%	29,687	-49%
Renault-Nissan	RENAULT	KANGOO	896	-13%	6,324	-18%
Renault-Nissan	RENAULT	KOLEOS	332	-29%	5,345	-17%
Renault-Nissan	RENAULT	MASTER	107	-34%	1,984	8%
Renault-Nissan	RENAULT	MEGANE	4,397	-24%	60,330	-9%
Renault-Nissan	RENAULT	SCENIC/GRAND	1,335	-58%	18,846	-43%
Renault-Nissan	RENAULT	TALISMAN	435	-60%	5,578	-22%
Renault-Nissan	RENAULT	TRAFIC	396	-71%	6,705	-38%
Renault-Nissan	RENAULT	TWINGO	3,920	-15%	53,805	-18%
Renault-Nissan	RENAULT	ZOE	8,702	-13%	60,362	-28%
Stellantis	ABARTH	500	816	-23%	12,899	2%
Stellantis	ALFA ROMEO	GIULIA	527	-6%	5,534	-16%
Stellantis	ALFA ROMEO	GIULIETTA	46	-96%	3,029	-68%
Stellantis	ALFA ROMEO	STELVIO	1,755	-3%	14,922	-2%
Stellantis	CITROEN	BERLINGO	1,592	-62%	25,834	-39%
Stellantis	CITROEN	C1	2,336	-31%	32,854	-10%
Stellantis	CITROEN	C3	12,455	5%	144,859	9%
Stellantis	CITROEN	C3 AIRCROSS	5,316	-2%	61,045	-9%
Stellantis	CITROEN	C4	5,886	831%	59,588	new
Stellantis	CITROEN	C4 CACTUS	-	-100%	1,231	-95%
Stellantis	CITROEN	C4 SPACETOURER/GRAND	1,515	-23%	15,701	-36%
Stellantis	CITROEN	C5 AIRCROSS	2,577	-61%	48,906	-22%
Stellantis	CITROEN	C5 X	1	new	60	new
Stellantis	CITROEN	C-ELYSEE	1	-100%	666	-74%
Stellantis	CITROEN	JUMPER	602	-9%	13,431	38%
Stellantis	CITROEN	JUMPY	127	48%	1,377	33%
Stellantis	CITROEN	SPACETOURER	605	-3%	7,169	24%
Stellantis	DODGE	CHALLENGER	24	-66%	355	-45%
Stellantis	DODGE	CHARGER	6	-57%	176	89%
Stellantis	DODGE	DURANGO	22	-21%	419	100%
Stellantis	DS	DS 3 CROSSBACK	1,031	-35%	14,061	-18%
Stellantis	DS	DS 4	149	new	554	new
Stellantis	DS	DS 7 CROSSBACK	2,210	-1%	22,240	7%
Stellantis	DS	DS 9	50	new	708	new
Stellantis	FIAT	500	12,439	4%	147,111	35%
Stellantis	FIAT	500L/LIVING	1,801	-19%	18,334	-7%
Stellantis	FIAT	500X	2,421	-54%	49,258	-6%
Stellantis	FIAT	DOBLO	57	-12%	397	-61%
Stellantis	FIAT	DUCATO	2,314	-17%	44,358	-4%
Stellantis	FIAT	PANDA	10,049	-28%	122,697	-6%
Stellantis	FIAT	TALENTO	6	-98%	324	-84%
Stellantis	FIAT	TIPO	2,469	-44%	35,842	-23%
Stellantis	JEEP	CHEROKEE	7	-95%	295	-85%
Stellantis	JEEP	COMPASS	3,980	-32%	51,006	22%
Stellantis	JEEP	GRAND CHEROKEE	21	-86%	334	-92%
Stellantis	JEEP	RENEGADE	3,610	-38%	57,705	11%
Stellantis	JEEP	WRANGLER	921	62%	8,114	23%
Stellantis	LANCIA	YPSILON	3,211	-24%	41,633	9%
Stellantis	MASERATI	GHIBLI	98	-8%	1,301	56%
Stellantis	MASERATI	LEVANTE	211	-7%	2,235	17%
Stellantis	MASERATI	MC20	35	new	96	new

Group	Make	Model	Nov-21	vs Nov-20	YTD-21	vs YTD-20
Stellantis	MASERATI	QUATTROPORTE	9	-44%	109	10%
Stellantis	OPEL/VAUXHALL	ASTRA	4,393	-37%	52,881	-15%
Stellantis	OPEL/VAUXHALL	COMBO	738	-61%	12,805	-29%
Stellantis	OPEL/VAUXHALL	CORSA	12,831	-30%	164,125	-8%
Stellantis	OPEL/VAUXHALL	CROSSLAND	4,799	-34%	73,000	-13%
Stellantis	OPEL/VAUXHALL	GRANDLAND	1,237	-82%	48,469	-25%
Stellantis	OPEL/VAUXHALL	INSIGNIA	1,698	-46%	18,816	1%
Stellantis	OPEL/VAUXHALL	MOKKA	7,892	new	62,593	new
Stellantis	OPEL/VAUXHALL	MOVANO	9	-50%	93	-69%
Stellantis	OPEL/VAUXHALL	VIVARO	271	128%	2,047	115%
Stellantis	OPEL/VAUXHALL	ZAFIRA/TOURER	416	-67%	9,405	5%
Stellantis	PEUGEOT	108	2,397	-14%	32,231	-18%
Stellantis	PEUGEOT	2008	16,169	2%	173,890	28%
Stellantis	PEUGEOT	208	16,261	-7%	172,614	-1%
Stellantis	PEUGEOT	3008	9,326	-9%	126,167	12%
Stellantis	PEUGEOT	301	10	-55%	283	-24%
Stellantis	PEUGEOT	308	1,271	-83%	45,686	-44%
Stellantis	PEUGEOT	5008	2,809	-43%	49,043	0%
Stellantis	PEUGEOT	508	1,608	-32%	23,300	-10%
Stellantis	PEUGEOT	BOXER	82	-57%	1,228	-65%
Stellantis	PEUGEOT	EXPERT	37	16%	553	187%
Stellantis	PEUGEOT	RIFTER	1,035	-73%	22,228	-40%
Stellantis	PEUGEOT	TRAVELLER	424	-45%	7,180	-1%
Subaru	SUBARU	BRZ	4	-80%	151	-49%
Subaru	SUBARU	FORESTER	473	-18%	5,431	0%
Subaru	SUBARU	IMPREZA/WRX/XV	795	35%	7,307	3%
Subaru	SUBARU	LEGACY/OUTBACK	480	7%	5,709	80%
Subaru	SUBARU	LEVORG	8	-85%	298	-46%
Suzuki	SUZUKI	ACROSS	262	-63%	1,473	25%
Suzuki	SUZUKI	IGNIS	1,928	-44%	39,365	15%
Suzuki	SUZUKI	JIMNY	51	-84%	451	-95%
Suzuki	SUZUKI	SWACE	1,081	157%	5,054	new
Suzuki	SUZUKI	SWIFT	3,375	-20%	55,641	21%
Suzuki	SUZUKI	SX4 S-CROSS	1,966	-3%	23,409	28%
Suzuki	SUZUKI	VITARA	2,965	-20%	50,844	32%
Tata Group	JAGUAR	E-PACE	776	-16%	10,507	-24%
Tata Group	JAGUAR	F-PACE	719	8%	11,363	9%
Tata Group	JAGUAR	F-TYPE	87	-61%	2,255	-10%
Tata Group	JAGUAR	I-PACE	712	-62%	6,915	-22%
Tata Group	JAGUAR	XE	62	32%	1,800	-49%
Tata Group	JAGUAR	XF	42	-45%	1,663	-25%
Tata Group	LAND ROVER	DEFENDER	716	-33%	14,026	89%
Tata Group	LAND ROVER	DISCOVERY	249	-7%	4,984	-20%
Tata Group	LAND ROVER	DISCOVERY SPORT	672	-68%	14,824	-23%
Tata Group	LAND ROVER	RANGE ROVER	328	-43%	6,893	0%
Tata Group	LAND ROVER	RANGE ROVER EVOQUE	1,705	-45%	29,107	-15%
Tata Group	LAND ROVER	RANGE ROVER SPORT	1,035	-23%	15,794	-1%
Tata Group	LAND ROVER	RANGE ROVER VELAR	865	0%	10,272	-14%
Tesla	TESLA	MODEL 3	10,809	119%	112,687	85%
Tesla	TESLA	MODEL S	1	-100%	133	-97%
Tesla	TESLA	MODEL X	2	-99%	230	-95%
Tesla	TESLA	MODEL Y	5,374	new	18,036	new

# JATO Dynamics New Car Registrations Europe-25\*















Group	Make	Model	Nov-21	vs Nov-20	YTD-21	vs YTD-20
Toyota	LEXUS	CT	5	-99%	1,310	-67%
Toyota	LEXUS	ES	219	-19%	4,288	30%
Toyota	LEXUS	IS	8	-93%	565	-65%
Toyota	LEXUS	LC	8	-74%	383	73%
Toyota	LEXUS	LS	2	-33%	105	25%
Toyota	LEXUS	NX	793	-18%	13,240	13%
Toyota	LEXUS	RC	2	-93%	91	-86%
Toyota	LEXUS	RX	377	-5%	5,178	4%
Toyota	LEXUS	UX	1,343	14%	18,669	26%
Toyota	TOYOTA	AYGO	5,797	-18%	77,948	5%
Toyota	TOYOTA	CAMRY	381	-41%	7,590	-3%
Toyota	TOYOTA	C-HR	8,731	19%	95,056	5%
Toyota	TOYOTA	COROLLA	11,189	9%	128,723	9%
Toyota	TOYOTA	HIGHLANDER	510	new	5,817	new
Toyota	TOYOTA	LANDCRUISER	366	40%	4,190	1%
Toyota	TOYOTA	MIRAI	39	30%	648	201%
Toyota	TOYOTA	PRIUS	151	-44%	2,634	-37%
Toyota	TOYOTA	PRIUS+	43	-92%	3,005	-67%
Toyota	TOYOTA	PROACE	19	36%	231	120%
Toyota	TOYOTA	PROACE CITY	1	-50%	22	340%
Toyota	TOYOTA	PROACE CITY VERSO	795	-43%	11,629	61%
Toyota	TOYOTA	PROACE VERSO	971	13%	8,763	1%
Toyota	TOYOTA	RAV4	5,617	-30%	95,533	20%
Toyota	TOYOTA	SUPRA	62	0%	994	17%
Toyota	TOYOTA	YARIS	6,496	-65%	165,961	9%
Toyota	TOYOTA	YARIS CROSS	8,335	new	17,122	new
VW Group	AUDI	A1	4,245	-22%	52,967	1%
VW Group	AUDI	A3	4,722	-54%	92,090	9%
VW Group	AUDI	A4	2,713	-54%	49,693	-29%
VW Group	AUDI	A5	1,043	-61%	23,536	-9%
VW Group	AUDI	A6	1,449	-71%	47,186	-6%
VW Group	AUDI	A7	170	-57%	4,257	-20%
VW Group	AUDI	A8	121	-56%	2,646	-22%
VW Group	AUDI	E-TRON	1,497	-28%	18,415	-20%
VW Group	AUDI	E-TRON GT	523	new	4,387	new
VW Group	AUDI	E-TRON SPORTBACK	798	-40%	9,063	41%
VW Group	AUDI	Q2	2,124	-38%	49,842	-6%
VW Group	AUDI	Q3	3,086	-20%	44,376	0%
VW Group	AUDI	Q3 SPORTBACK	3,321	-14%	42,207	15%
VW Group	AUDI	Q4	3,231	new	13,485	new
VW Group	AUDI	Q4 SPORTBACK	664	new	2,040	new
VW Group	AUDI	Q5	3,260	-41%	42,070	-10%
VW Group	AUDI	Q5 SPORTBACK	2,357	new	14,913	new
VW Group	AUDI	Q7	597	-56%	12,601	-20%
VW Group	AUDI	Q8	591	-49%	11,630	-2%
VW Group	AUDI	R8	61	-27%	646	-2%
VW Group	AUDI	TT	467	-14%	5,550	-23%
VW Group	BENTLEY	BENTAYGA	187	325%	1,071	28%
VW Group	BENTLEY	CONTINENTAL	130	48%	1,141	-14%
VW Group	BENTLEY	FLYING SPUR	51	-15%	459	19%
VW Group	BUGATTI	CHIRON	-	-100%	8	-27%
VW Group	CUPRA	ATECA	148	-81%	6,069	-33%

Group	Make	Model	Nov-21	vs Nov-20	YTD-21	vs YTD-20
VW Group	CUPRA	BORN	845	new	1,095	new
VW Group	CUPRA	FORMENTOR	4,788	343%	47,044	new
VW Group	CUPRA	LEON	1,100	148%	10,753	new
VW Group	LAMBORGHINI	AVENTADOR	15	-25%	306	13%
VW Group	LAMBORGHINI	HURACAN	46	7%	597	13%
VW Group	LAMBORGHINI	URUS	114	8%	1,297	27%
VW Group	PORSCHE	718/BOXSTER/CAYMAN	381	-25%	5,310	-14%
VW Group	PORSCHE	911	1,351	21%	15,145	8%
VW Group	PORSCHE	CAYENNE	871	34%	6,151	-21%
VW Group	PORSCHE	CAYENNE COUPE	904	2%	7,170	-14%
VW Group	PORSCHE	MACAN	1,287	-40%	13,270	-7%
VW Group	PORSCHE	PANAMERA	532	82%	4,679	27%
VW Group	PORSCHE	TAYCAN	2,179	10%	14,167	42%
VW Group	SEAT	ALHAMBRA	413	-68%	5,564	-62%
VW Group	SEAT	ARONA	5,036	-13%	81,013	11%
VW Group	SEAT	ATECA	1,586	-62%	49,644	-10%
VW Group	SEAT	IBIZA	3,154	-34%	64,471	12%
VW Group	SEAT	LEON	4,650	-47%	76,533	-21%
VW Group	SEAT	MII	208	-82%	9,003	41%
VW Group	SEAT	TARRACO	604	-66%	20,178	4%
VW Group	SKODA	CITIGO	173	-89%	4,872	-61%
VW Group	SKODA	ENYAQ	5,143	new	37,588	new
VW Group	SKODA	FABIA	4,452	-41%	81,960	-7%
VW Group	SKODA	KAMIQ	3,902	-40%	75,653	14%
VW Group	SKODA	KAROQ	4,868	-28%	71,327	-4%
VW Group	SKODA	KODIAQ	3,464	-43%	52,830	-16%
VW Group	SKODA	OCTAVIA	10,164	-31%	127,136	-21%
VW Group	SKODA	SCALA	2,073	-51%	36,313	-23%
VW Group	SKODA	SUPERB	4,178	-28%	41,127	-22%
VW Group	VOLKSWAGEN	ARTEON	2,230	71%	21,206	69%
VW Group	VOLKSWAGEN	CADDY	1,935	9%	28,077	-28%
VW Group	VOLKSWAGEN	CALIFORNIA	547	-24%	8,585	6%
VW Group	VOLKSWAGEN	CARAVELLE	166	-60%	2,666	-60%
VW Group	VOLKSWAGEN	CRAFTER	187	4%	2,826	14%
VW Group	VOLKSWAGEN	GOLF	6,755	-72%	190,483	-24%
VW Group	VOLKSWAGEN	GOLF SPORTSVAN	5	-99%	508	-98%
VW Group	VOLKSWAGEN	ID.3	4,751	-43%	62,467	124%
VW Group	VOLKSWAGEN	ID.4	4,778	new	46,427	new
VW Group	VOLKSWAGEN	MULTIVAN	1,537	-26%	17,086	-4%
VW Group	VOLKSWAGEN	PASSAT	4,167	-66%	76,630	-24%
VW Group	VOLKSWAGEN	POLO	9,511	-31%	141,046	-7%
VW Group	VOLKSWAGEN	SHARAN	298	-55%	4,963	-55%
VW Group	VOLKSWAGEN	T6	208	767%	3,758	252%
VW Group	VOLKSWAGEN	TAIGO	715	new	750	new
VW Group	VOLKSWAGEN	T-CROSS	8,314	-24%	117,928	18%
VW Group	VOLKSWAGEN	TIGUAN	3,949	-66%	122,910	-8%
VW Group	VOLKSWAGEN	TIGUAN ALLSPACE	1,709	-8%	26,046	-1%
VW Group	VOLKSWAGEN	TOUAREG	632	-45%	11,902	-5%
VW Group	VOLKSWAGEN	TOURAN	753	-85%	27,207	-36%
VW Group	VOLKSWAGEN	TRANSPORTER	768	-40%	12,971	4%
VW Group	VOLKSWAGEN	T-ROC	15,234	5%	169,189	21%
VW Group	VOLKSWAGEN	UP	6,903	-6%	64,376	24%

# JATO Dynamics New Car Registrations Europe-25\*

Country	Nov-21	vs Nov-20	YTD-21	vs YTD-20
Austria	17,518	-13%	222,165	-1%
Belgium	24,130	-17%	362,705	-10%
Croatia	2,522	-5%	42,465	25%
Czech Rep.	16,165	-8%	190,640	4%
Denmark	15,027	-18%	169,319	-4%
Estonia	1,439	0%	20,523	27%
France	121,976	-3%	1,498,903	3%
Germany	198,262	-32%	2,394,597	-8%
Hungary	9,504	-28%	113,225	-2%
Ireland	1,131	24%	104,380	19%
Italy	105,159	-24%	1,378,171	9%
Latvia	844	-8%	12,530	13%
Lithuania	1,759	-17%	22,379	9%
Luxembourg	3,177	-17%	41,165	-2%
Netherlands	26,952	-20%	284,020	-10%
Norway	15,347	21%	157,710	28%
Poland	31,943	-23%	410,075	9%
Portugal	10,936	-8%	134,129	2%
Romania	11,482	-13%	109,356	-1%
Slovakia	5,615	-16%	68,542	1%
Slovenia	4,006	17%	49,273	-1%
Spain	65,546	-18%	794,899	2%
Sweden	21,057	-21%	273,593	6%
Switzerland	18,566	-18%	213,565	3%
UK	115,753	2%	1,539,132	3%
<b>Grand Total</b>	<b>845,816</b>	<b>-18%</b>	<b>10,607,461</b>	<b>0%</b>

OEM	Nov-21	vs Nov-20	YTD-21	vs YTD-20
BMW Group	66,266	-16%	777,853	4%
Chinese	8,773	258%	60,483	120%
Daimler	55,042	-26%	610,563	-11%
Ford	33,323	-42%	507,911	-17%
Geely	25,028	-7%	275,269	9%
Honda	4,422	-17%	62,593	-12%
Hyundai-Kia	84,910	36%	910,502	22%
Mazda	10,036	-30%	144,239	9%
Others	1,429	-11%	21,924	12%
Renault-Nissan	114,600	-13%	1,253,007	-12%
Stellantis	169,094	-21%	2,168,820	0%
Subaru	1,760	4%	18,897	14%
Suzuki	11,628	-22%	176,257	16%
Tata Group	7,971	-39%	130,440	-9%
Tesla	16,186	193%	131,086	86%
Toyota	52,266	-11%	669,833	12%
VW Group	182,148	-31%	2,675,390	0%

Segment	Nov-21	vs Nov-20
 City-car	65,290	-8%
 Subcompact Car	144,114	-23%
 Compact Car	124,207	-31%
 Midsize Car	49,519	-28%
 Executive Car	14,964	-30%
 Luxury Car	2,506	36%
 MPV	18,740	-46%
 Sport Car	4,702	-7%
 Small SUV	146,357	-7%
 Compact SUV	160,478	-17%
 Midsize SUV	71,630	52%
 Large SUV	17,727	-14%
 Luxury SUV	1,712	-13%
 Van	22,696	-40%

	Top 50	Nov-21
1	RENAULT CLIO	16,353
2	DACIA SANDERO	16,263
3	PEUGEOT 208	16,261
4	PEUGEOT 2008	16,169
5	VOLKSWAGEN T-ROC	15,234
6	FIAT/ABARTH 500	13,255
7	OPEL/VAUXHALL CORSA	12,831
8	CITROEN C3	12,455
9	HYUNDAI TUCSON	12,408
10	DACIA DUSTER	12,351
11	TOYOTA COROLLA	11,189
12	TESLA MODEL 3	10,809
13	MINI HATCH	10,476
14	SKODA OCTAVIA	10,164
15	FIAT PANDA	10,049
16	VOLKSWAGEN POLO	9,511
17	PEUGEOT 3008	9,326
18	MERCEDES A-CLASS	9,043
19	RENAULT CAPTUR	8,932
20	TOYOTA C-HR	8,731
21	RENAULT ZOE	8,702
22	FORD FOCUS	8,702
23	VOLVO XC40	8,598
24	TOYOTA YARIS CROSS	8,335
25	VOLKSWAGEN T-CROSS	8,314
26	HYUNDAI KONA	8,103
27	BMW X1	7,986
28	BMW X3	7,975
29	NISSAN QASHQAI	7,905
30	OPEL/VAUXHALL MOKKA	7,892
31	FORD KUGA	7,542
32	KIA NIRO	7,268
33	MERCEDES GLA/EQA	7,172
34	VOLKSWAGEN UP	6,903
35	VOLKSWAGEN GOLF	6,755
36	KIA CEED	6,566
37	TOYOTA YARIS	6,496
38	BMW SERIES 1	6,101
39	DACIA SPRING	5,897
40	CITROEN C4	5,886
41	TOYOTA AYGO	5,797
42	SEAT/CUPRA LEON	5,750
43	RENAULT ARKANA	5,649
44	TOYOTA RAV4	5,617
45	HYUNDAI I30	5,544
46	VOLVO XC60	5,379
47	TESLA MODEL Y	5,374
48	BMW SERIES 3	5,332
49	CITROEN C3 AIRCROSS	5,316
50	KIA SPORTAGE	5,296



	Top 20 BEV**	Nov-21
1	TESLA MODEL 3	10,739
2	RENAULT ZOE	8,658
3	DACIA SPRING	5,746
4	TESLA MODEL Y	5,347
5	SKODA ENYAQ	5,041
6	VOLKSWAGEN ID.4	4,748
7	VOLKSWAGEN ID.3	4,707
8	PEUGEOT 208	4,454
9	VOLKSWAGEN UP	4,204
10	KIA NIRO	4,140
11	FIAT 500	4,113
12	MINI HATCH	4,108
13	HYUNDAI IONIQ 5	3,884
14	HYUNDAI KONA	3,721
15	NISSAN LEAF	3,478
16	AUDI Q4	3,209
17	RENAULT TWINGO	3,057
18	MERCEDES EQA	2,976
19	SMART FORTWO	2,725
20	FORD MUSTANG MACH-E	2,679



	Top 20 PHEV**	Nov-21
1	PEUGEOT 3008	3,855
2	VOLVO XC40	3,437
3	FORD KUGA	3,109
4	MERCEDES GLC	2,815
5	MERCEDES A-CLASS	2,640
6	BMW X1	2,528
7	VOLVO XC60	2,185
8	HYUNDAI TUCSON	2,065
9	BMW SERIES 3	2,001
10	BMW X3	1,973
11	TOYOTA RAV4	1,920
12	BMW X5	1,902
13	RENAULT CAPTUR	1,863
14	MG HS	1,773
15	AUDI Q5	1,762
16	KIA XCEED	1,585
17	MERCEDES GLA	1,544
18	SEAT/CUPRA LEON	1,518
19	MERCEDES GLE	1,500
20	JEEP COMPASS	1,496

\*Austria, Belgium, Croatia, Czechia, Denmark, Estonia, France, Germany, Hungary, Ireland, Italy, Latvia, Lithuania, Luxembourg, Netherlands, Norway, Poland, Portugal, Romania, Slovakia, Slovenia, Spain, Sweden, Switzerland, United Kingdom

\*\*Excludes Estonia, Hungary, Greece, Latvia, Lithuania, Luxembourg, Slovakia